










"THE JONATHAN" - Material Sheet

5950*3000*2800mm

NO.	Items	Materials	Descriptions		Mark
1	Main Structure	Column	2.3mm cold rolled steel profile		4 pcs
2		Roof Beam	2.3mm cold formed cross members		4 pcs
3		Bottom Beam	2.3mm cold rolled steel profiles		4 pcs
4		Roof square tube	5*5cm ; 4*8cm ; 4*6cm		11 piece
5		Bottom square tube	8*8cm ; 4*8cm		9 piece
6		Roof Corner Fitting	160*160mm ,thickness size :4.5mm		4 pcs/set
7		Floor Corner Fitting	160*160mm ,thickness size :4.5mm		4 pcs/set
8		Wall Panel	Sandwich Panel	50mm EPS panels, size is 950*2500mm 0.3mm steel sheets	
9	Roof Insulation	Glass wool	glass wool		1 set
10	Ceiling	Steel	0.23mm steel sheet bottom tile		7pcs/set
11	Window	Single open aluminum alloy	Size:925*1200mm		2 pcs/set
12	Door	Steel	size: 925*2035mm		1 pc/set
14	Floor	Base Board	16mm MGO fireproof board		5pcs/set
15	Accessories	Screw Blot, Nail, steel bending Trims			1 set
16	Packing	Bubble film	bubble film		1 set

