

















"THE NIRVANA" - Material Sheet

5950*3000*2800mm

NO.	Items	Materials	Descriptions	Image	Mark
1	Main Structure	Column	2.3mm cold rolled steel profile		4 pcs
2		Roof Beam	2.3mm cold formed cross members		4 pcs
3		bottom Beam	2.3mm cold rolled steel profiles		4 pcs
4		Roof square tube	5*5cm ; 4*8cm ; 4*6cm		11 piece
5		Bottom square tube	8*8cm ; 4*8cm		9 piece
6		Roof Corner Fitting	160*160mm ,thickness size :4.5mm		4 pcs/set
7		Floor Corner Fitting	160*160mm ,thickness size :4.5mm		4 pcs/set
8	Wall Panel	Sandwich Panel	50mm EPS panels, size is 950*2500mm 0.3mm steel sheets		18pcs/set
9	Roof Insulation	Glass wool	glass wool		1 set
10	Ceiling	steel	0.23mm steel sheet bottom tile		7pcs/set
11	Window	Single open aluminum alloy	Size:925*1200mm		3 pcs/set
12	Door	steel	size: 925*2035mm		1 pc/set
14	Floor	Base Board	16mm MGO fireproof board		5pcs/set
15	Accessories	Screw Blot, Nail, steel bending Trims			1 set
18	Glass curtain wall		Common aluminum alloy double glass curtain wall with flat push window		3set
19			1.8x2.5m glass curtain wall with door size 0.9x2.5m		1set
20	PVC flooring				1set
21	packing	bubble film	bubble film		2 set
		pallet	steel pallet		1sets
22	Electrical wiring installation	unfold installation			1 sets

